



# EMAsphere

The trustworthy financial reporting tool for CFOs who want to save time



# You deserve **reliable and up-to-date** financial reporting



Waste of time, errors, stress, ...  
you shouldn't feel blocked in your job.

You deserve to have reliable reporting  
at your fingertips to identify opportunities  
and make decisions with confidence.





# EMAsphere has been created by a CFO for CFOs

At EMAsphere, we understand the challenges you are facing to analyse your financial data. Our CEO, Hugues Vandeputte, was CFO for many years and encountered the same problems as you.

Feeling under pressure, spending too much time collecting data, ... This is why EMAsphere was created: to solve your problems.

[Discover our story →](#)

[Problem](#)

[Story](#)

[Solution](#)

[Cash features](#)

[Subscription](#)

[Customers](#)

[What's next?](#)

[Get in touch](#)

3

# Take control of your reporting



## Automated reports

Don't start from scratch. EMAsphere connects to your systems and provides pre-configured dashboards that you can easily customize later.



## Analysing & Forecasting

Show your added value as a financial. Dedicate your time analysing data and anticipating the evolution of your business.



## Data sharing

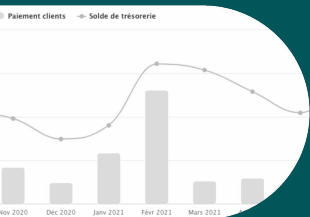
Share meaningful reports in one click. CEO, board members, managers, ... each one can benefit from a personalised view.

# Optimise your cash flow management



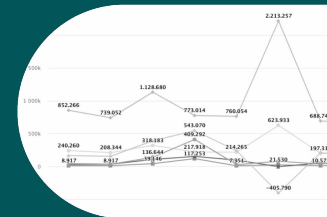
## Cash position

Cash is king! Get an up-to-date overview of your cash position.



## Cash forecast

Anticipate your need for cash or investment opportunities.



## Cash flow

Find out which posts affect your cash flow.

	Ain 2021		YTD	
	Courant	Dernier prév...	Courant	Budget
Trésorerie	223.542	770.066	2.937.435	2.804.113
Finances	3.125	713.378	3.750.462	4.313.489
Revenus	10.908	22.938	411.475	125.887
Equilibrance		29.606	61.289	30.634
Développement	72.407	164.125	654.298	1.119.194
Autres revenus	233.900	-20.039	1.231.962	360.470
Autres dépenses	543.883	1.640.074	9.054.911	8.753.388
Autres directs	29.249	-208.566	423.943	879.239
Autres indirects	514.634	1.571.508	8.180.967	7.874.059
Autres				
Autres Chiffre d'affaires	94.62 %	93.54 %	90.73 %	89.95 %
Charges sociales	-305.578	-684.837	-3.700.920	-3.826.217
Autres dépenses	-29.829	27.181	-186.992	-195.358

## Bank flows








Follow your revenues and expenses on a regular basis

# Cash position

The cascading cash flow performance chart shows in detail which factors influence your cash flow.

[Watch our cash video →](#)

An overview of your cash flow using clear KPIs, graphs and charts that are automatically updated.

-  Current, previous and future cash position
-  Cash Flows
-  Financial debts
-  Debit balance and credit balance
-  DSO and DPO
-  Payment calendar for customers and suppliers
-  Ageing balance for customers and suppliers

# Cash flow

Take your analysis one step further with the cash flow table. You choose a period and get a detailed overview of the posts that affect your cash flow.

↳ Direct method (revenues and expenses).

↳ Indirect method (EBITDA): this also allows you to automatically display your working capital and working capital requirement.

You get a clear image of your future cash flow with the cash flow forecast.

[Watch our cash video →](#)

# Cash forecast

The rolling forecast feature gives you a dynamic display.

[Watch our cash video](#) →

Set up different forecast scenarios and see what impact they have on your cash flow (need for cash, investment opportunities ...).

1. The forecasts are based on the P&L forecast and on the balance sheet.
2. There are six categories of factors with an impact on your cash flow. All you have to do is adjust the amounts down to the invoice.
3. You can save as many versions as you want.



# Bank flows

EMAsphere connects to Isabel Connect and converts your bank data into management data.



Check the balances of all your accounts in different banks.



Follow your revenues and expenses closely, per customer or supplier, per day or per month.



A monthly overview of your cash position and the posts that have an impact on it.

Your data is automatically updated every day to help you with the management.

[Watch our cash video →](#)

# A subscription plan tailored to your needs

Interested in learning more?  
**Book a meeting** →

## Essential

Access to EMAsphere

1 data source  
*Standard connectors*

3 users

Finance Package  
*Options: analytics, P&L forecast,  
cash forecast*

-

-

## Professional

Access to EMAsphere

2 data sources  
*Standard connectors*

10 users

Finance Package  
*Options: analytics, P&L forecast,  
cash forecast*

Management consolidation

1 Operational package

## Advanced

Access to EMAsphere

4 data sources  
*Standard connectors*

Ongelimeerd aantal gebruikers

Finance Package  
*Options: analytics, P&L forecast,  
cash forecast*

Management consolidation

Unlimited operational  
packages

Problem

Story

Solution

Cash features

Subscription

Customers

What's next?

Get in touch

10

# +10.000 companies trust EMAsphere



We used to work with a BI solution. Every time when we created a new report, we had to ask an external consultant. Thus, we decided to switch to EMAsphere to be autonomous in use. I'm now able to create reports just by myself.

**Sam Boribon**

Finance manager | Qualifio

[Bekijk deze video →](#)



Baobab  
COLLECTION



KAZIDOMI



VERMEG

GIMBER  
The original

Problem

Story

Solution

Cash features

Subscription

Customers

What's next?

Get in touch

11

1

### Connect your data

Our consultants take care of connecting your systems (accounting, HR, CRM, ERP) to EMAsphere.

2

### Maximise your data

After few hours of training, you will be able to use EMAsphere independently and begin to take full advantage of your reports.

3

### Report with confidence

Feel confident in your data-drive decisions and share data throughout your company knowing it's reliable.

# Here's how we'll work together

[Discover our automated reporting →](#)

# Ready to regain confidence in your reporting?



[Demo →](#)

[Call us →](#)

[Write us →](#)

[eBook about  
cash flow →](#)

Problem

Story

Solution

Cash features

Subscription

Customers

What's next?

[Get in touch](#)

13